

PRETTY IN PINK! 14 sweet home accents that benefit breast cancer research 

Decorating Spaces

Design ideas for every style

MODERN *Simplicity*

Get Cozy in Your
Favorite Rooms

22
SIZZLING
Fireplace
Accessories!

Plus:

- Mix & Match Dining Sets
- Design Your Own Tableware
- New Looks for Your Old Bath
- The Cutest Kids Rooms Around

October 2006

Display until October 16, 2006

\$4.99US \$6.99CAN



www.decoratingspaces.com

Warm, neutral colors and textured fabrics give this living room a most inviting feel. New furniture and accessories are mixed seamlessly with several antique pieces.



Close to Home

THESE HOMEOWNERS DIDN'T HAVE TO LOOK FAR TO FIND THEIR NEW HOUSE

BY LAUREN A. HOFFMAN
PHOTOGRAPHS BY LAUREN RUBINSTEIN

New construction or renovation? That was the choice that Susie and Patrick Viguerie had to make when deciding whether to sell their new Brookhaven home for an older home in the same neighborhood. The Vigueries decided to sell their new-construction home once they saw the potential in another home nearby — across the street, to be exact. “We had just always admired the outside of it,” says Susie, “and we liked the feel of the house, so when it went on the market we asked [the homeowner] to let us look at it first.”

Patrick had always wanted to renovate a house, and this was his opportunity. The home was originally built in 1938 and needed several updates to meet the family's needs. However, a complete renovation and addition would take almost two years to complete, so the Vigueries moved into a rental while their new (old) home was under construction. Working with builder Brad Hodges and architect Norman Askins, the couple designed an addition with a larger kitchen, breakfast area and family room, as well as a master suite. Also working in tandem with the builder, architect and homeowners was interior designer Tammy Connor.

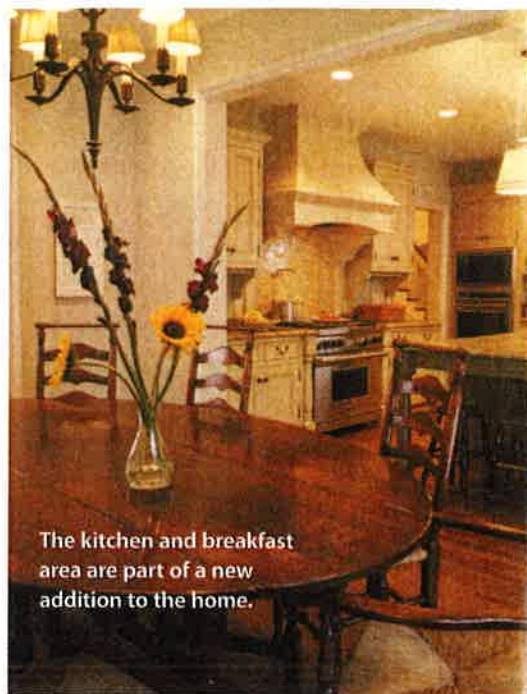
The result is a home that is enveloped in rich, soft colors and fabrics. Wool throw pillows, woven area rugs and carefully placed lighting add texture and create a warm environment — but nothing too stuffy or pretentious. Susie's favorite space in the home is the family room. "It's the one we spend the most time in," she says.

Above the family room is a newly constructed master suite, a place to reflect and relax at the end of the day. A moss green color softens the walls, and a wood-


paneled ceiling adds character, in effect making the new suite seem as if it had been there all along. At the entrance to the bedroom sits a sweet window nook with an accent window.

Throughout the house are several English and early American antiques, including a desk that once belonged to Patrick's grandmother. One of the advantages to living in Atlanta are the many antique stores to find treasures in, and the Vigueries have added pieces to their collection over the years.

One of the reasons the Vigueries wanted to update an older home was to capitalize on the flow and charm. Their previous home had an open floor plan, which was ideal for larger parties but made intimate dinner parties difficult to control. The new home is still open and conducive to having parties, but now they can close off certain rooms. The library is also a great room for relaxing, and the family of five often finds themselves all in there at once. "I don't know why. I think it's something about building a big house, and everyone still likes to cram into a small space," Susie muses. At least they haven't gone too far to find home. ▶




The kitchen and breakfast area are part of a new addition to the home.



(above) This cozy sitting area is the first thing visible from the new master suite. The arch leading to the nook frames the space perfectly. (left) The Viguerie family is full of musicians, and they all often gather in their inviting library.



Builder: A. Bradford Hodges Co.,
404/275-0111
Architect: Norman Askins,
404/233-6565
Interior Designer: Tammy Connor
Interior Design, 205/933-2122



While learning what plants thrive the best in Georgia's climate, Londergan has sated her green thumb with lots of potted plants.

really think they're happy here," she says, laughing. "I'm trying to move into something that really thrives. I think the camellia plants are great. There are some beautiful big flowering camellia plants in the back, almost tree-sized."

Now that Betty and Larry have settled into their home, they are ready to make some improvements to the yard to make it more their own. "I really love woody perennials so I'm trying to figure out what grows here in that regard," she says. Among the changes they are planning are adding a low stone wall in the back yard. This will create some more space for additional planting. But the one thing that Betty is the most excited for is to find the perfect spot for a vegetable garden. "That's my ultimate goal. Just need a little more sun back there." From the looks of her green thumb, it will flourish in no time. ●

Citrus trees are also a favorite, and she has cumquat, lime and a lemon tree in the mix.

There are several plantings that Betty has become quite familiar with. It is very

common to see hydrangea in this climate, but she has a different take on the popular plant. "I know a lot of people have them, but I think it is too hot down here. I don't

Landmark Landscapes Inc.,
770/446-0044



Grilles made to last a Lifetime

The finest quality and largest selection of sizes and materials

The Reggio Register Co.,

Dept. H6610, 31 Jytek Road,
Leominster, MA 01453

**(800)880-3090 or
www.reggioregister.com**

